



Gobierno de
México

Turismo
Secretaría de Turismo



TOURISM


key indicators

January–February 2025



DATATUR 360
Análisis Integral del Turismo

Content



6

International
Tourism



10

Air
transport



17

Accommodation



22

Museums and
Archaeological
Sites



25

Economy



28

Cruises





Gobierno de
México

Turismo
Secretaría de Turismo



DATATUR 360
Análisis Integral del Turismo

DIRECTORY



Josefina Rodríguez Zamora
Minister of Tourism

Nathalie Desplas Puel
Head of the Tourism Information and Policy Unit

Heliodoro Vidal Velázquez
General Director of Sectoral Information Integration

Arturo Rafael Constantini Torres
Director of Regional Analysis



GLOSSARY

TOURISM

It includes the activities that people carry out during their trips and stays in places other than their usual environment, for a consecutive period of time of less than one year, for leisure purposes, and other reasons not related to the exercise of a paid activity in the place visited.



OVERNIGHT VISITOR (VISITORS)

A visitor (domestic, inbound, or outbound) is classified as a tourist (or overnight visitor) if their trip includes an overnight stay, or as a day visitor (or excursionist) otherwise.

TOURISM BALANCE

This is the part of the balance of payments that includes foreign currency inflows from international visitors (exports) and foreign currency outflows from nationals abroad (imports). It is used to record the balance or imbalance of these transactions with respect to foreign countries and is expressed as a deficit or surplus; the former when imports are greater; and the latter when exports are greater.

SAME-DAY VISITOR OR EXCURSIONIST

A visitor (domestic, inbound, or outbound) is classified as a tourist (or overnight visitor) if their trip includes an overnight stay, or as a same-day visitor (or excursionist) otherwise.



TOURISM ACTIVITY

This includes the actions people perform to enable tourism-recreational events. It encompasses all businesses that invest valuable resources to produce goods and services for the benefit of host communities.



VISITOR

A visitor is a person who travels to a primary destination outside their usual environment for a period of less than one year, for any primary purpose (leisure, business, or other personal reason) other than to be employed by an entity resident in the country or place visited.



Source: DATATUR Glossary and RIET 2008, concepts used in the country's tourism sector, based on the definitions used by the World Tourism Organization (UNWTO).

<http://www.datatur.sectur.gob.mx/SitePages/IndCtaViaInternacionales.aspx> <https://www.unwto.org/es/tourism-statistics/on-basic-tourism-statistics-irts-2008>

STATISTICAL SUMMARY

Arrival of international tourists




7.7
Millions of tourists

▲ +8.5%

Foreign exchange earnings from
international visitors

6.6k
Millions of dollars

▲ +6.5%




Arrival by air of tourists residing in the United States

2.4

Millions of tourists

▲ +8.5%



Arrival by air of national and international
passengers



20.1
Millions of passengers

▲ +3.1%

Cruise ship passengers arriving in
Mexico



2.2
Millions of passengers

▲ +13.2%

Arrival of national and international tourists
at hotel rooms

13.1
Millions of tourists

▲ -0.1%



NNote: The percentages shown represent the increase or decrease compared to the same period in 2024.



Turismo
Secretaría de Turismo



1

International Tourism



International
Tourism

Air
transport

Accommodation

Museums and
Archaeological Sites

Economy

Cruises

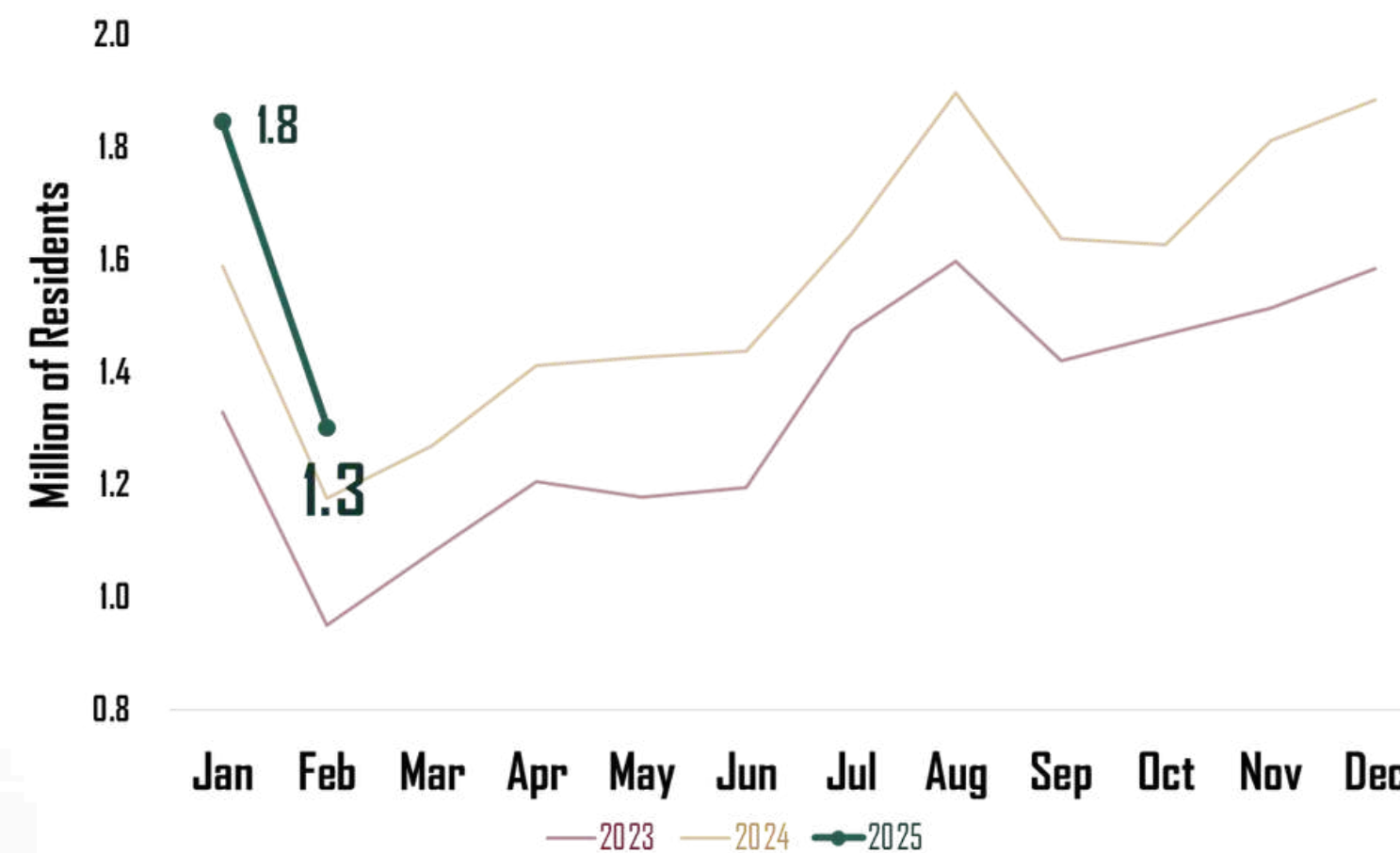
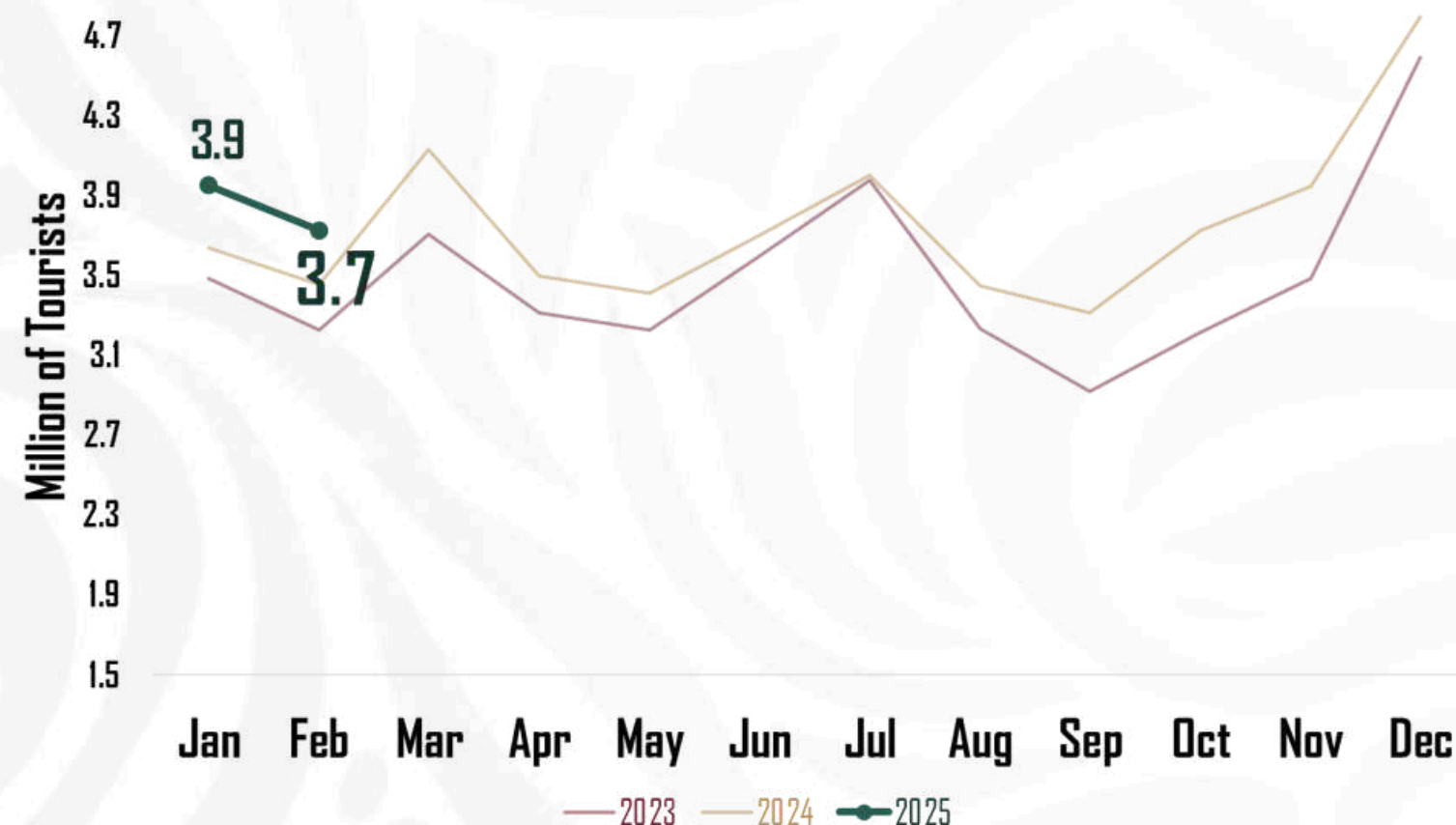


INTERNATIONAL TOURISTS TO MEXICO

January-February 2025: Mexico recorded 7,672 million international tourist arrivals, an increase of 8.2% vs same period 2024.

OUTBOUND TOURISM FROM MEXICO

January-February 2025: Nearly 3.1 million international tourists departed Mexico, representing an increase of 13.9% same period 2024.



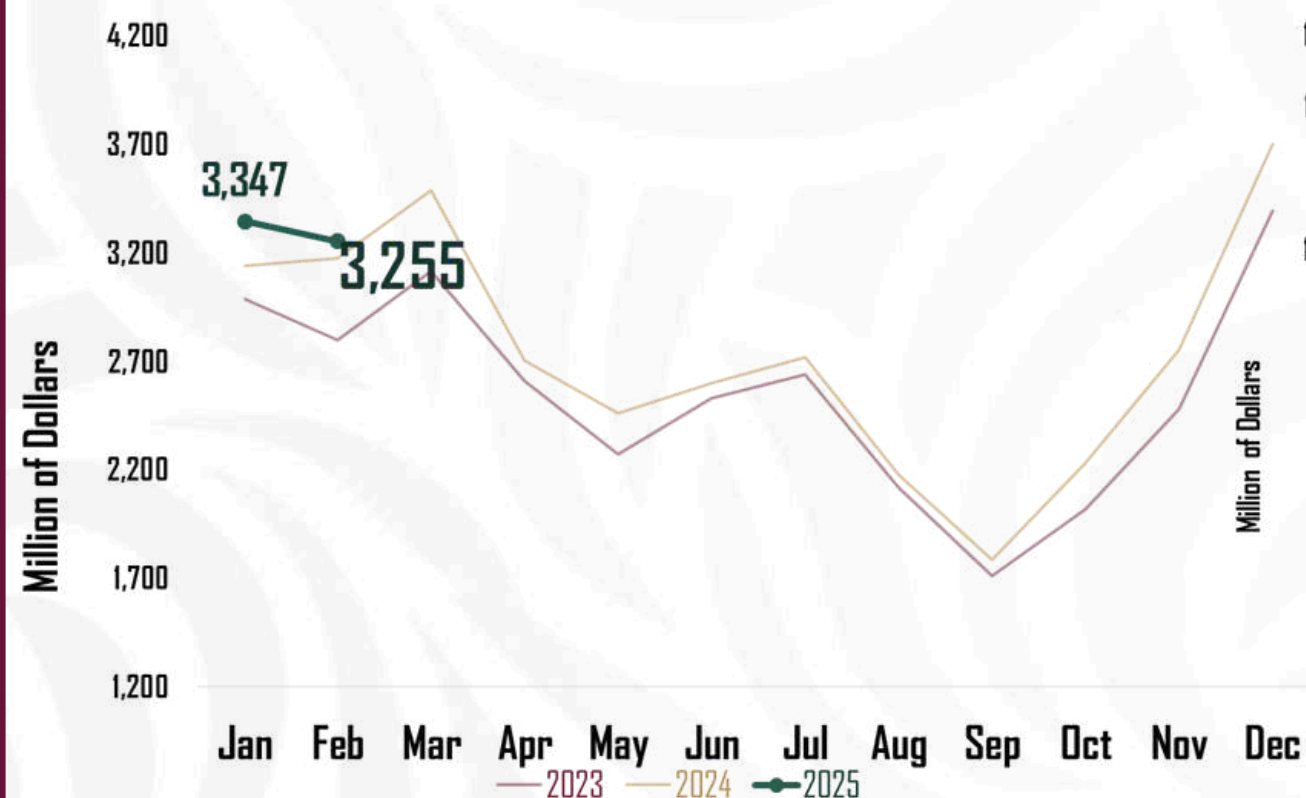
Note: In the graphs, the sum of monthly data does not coincide with the accumulated data for the period due to rounding of figures.
Source: INEGI

<http://www.datatur.sectur.gob.mx/SitePages/VisitantesInternacionales.aspx>

INTERNATIONAL VISITOR SPENDING

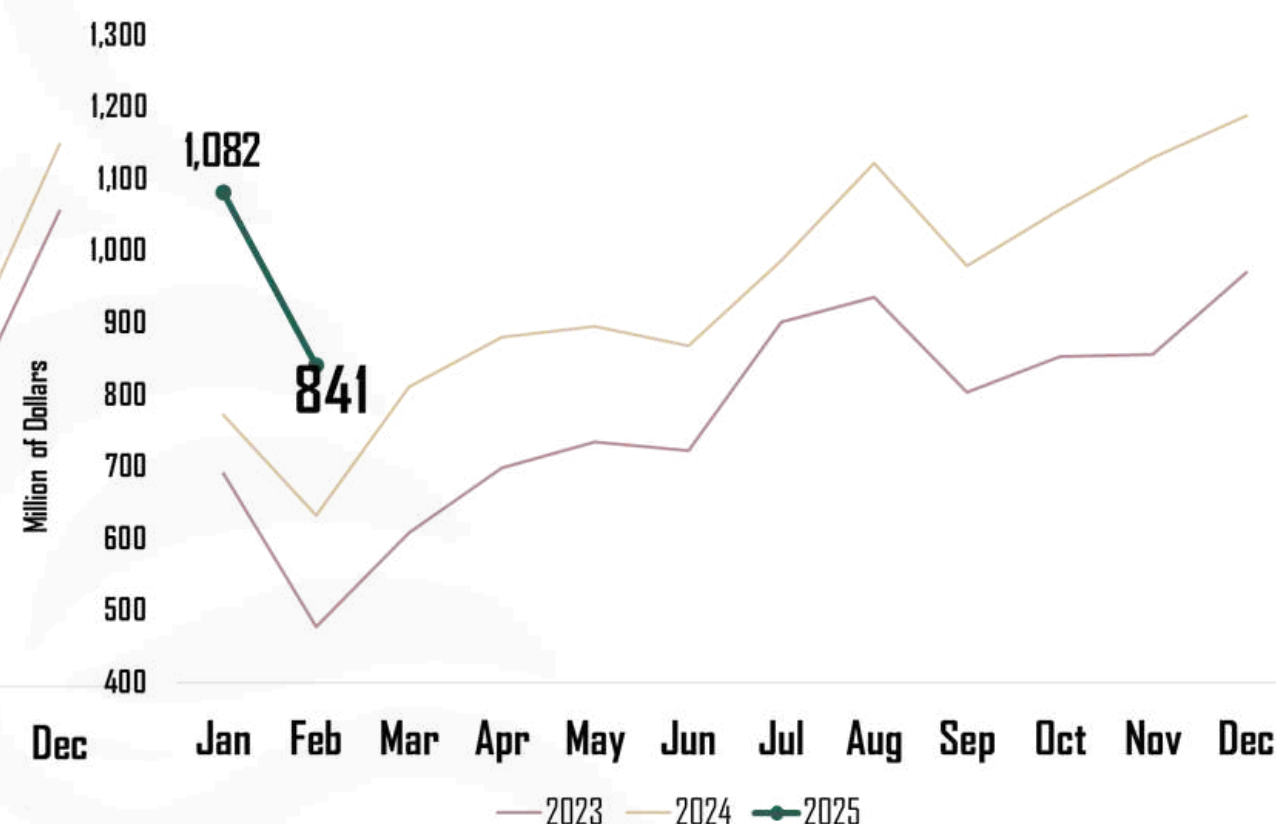
TO MEXICO

January-February 2025: Expenditure by international visitors totaled **6.601 billion dollars**, an increase of **4.5%** vs same period 2024.



ABROAD

January-February 2025: Expenditure by Mexican residents abroad reached **1.92 billion**, an increase of **36.9%** same period 2024.

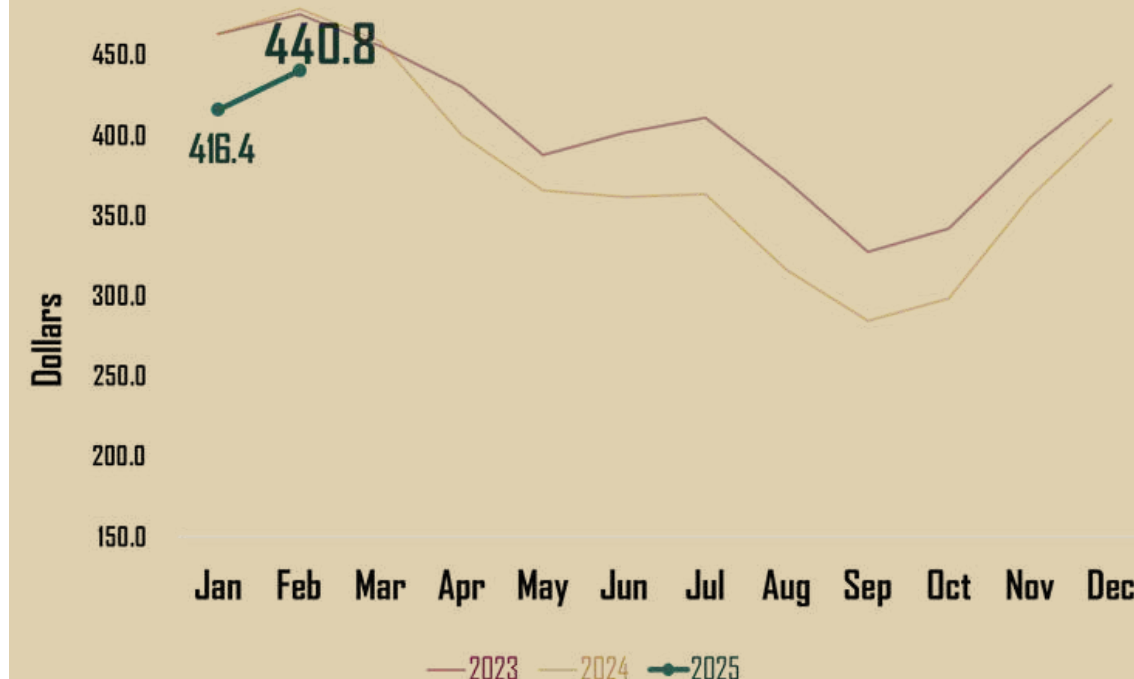


Note: In the graphs, the sum of monthly data does not match the cumulative data due to rounding of figures.
Source: INEGI.
<http://www.datatur.sectur.gob.mx/SitePages/VisitantesInternacionales.aspx>



AVERAGE EXPENDITURE BY INTERNATIONAL VISITORS

January-February 2025: Average expenditure by international visitors was **428.1 dollars**, a decrease of **-9.2%** same period 2024.



Source: INEGI.
<http://www.datatur.sectur.gob.mx/SitePages/VisitantesInternacionales.aspx>

INTERNATIONAL TRAVELER ACCOUNT INDEX FEBRUARY 2025

The International Traveler Account Indices, which cover both the inflow and inflow of people entering the country, aim to measure accumulated monthly and annual variations in order to carry out a detailed monitoring of international tourism activity.

PEOPLE



In February 2025, the cumulative ICVI for International Tourists increased from 82.23 in February 2024 to 97.50

+18.56%



The accumulated ICVI for Inbound Tourists increased from 99.72 in February 2024 to 108.23

+8.53%



The accumulated ICVI for Inbound Tourists by Air went from 109.65 in February 2024 to 109.93

+0.26%



+2.46%

-0.51%

-1.05%

INCOME

In February 2025, the accumulated ICVI for Total Income (Expenditure) increased from 162.83 in February 2024 to 166.84



The accumulated ICVI for Income (Expenditure) by Inbound Tourists increased from 169.93 in February 2024 to 169.07



The accumulated ICVI for Income (Expenditures) by Inbound Tourists by Air increased from 180.74 in February 2024 to 178.83





Turismo
Secretaría de Turismo



2

Air transport



International
Tourism

**Air
transport**

Accommodation

Museums and
Archaeological Sites

Economy

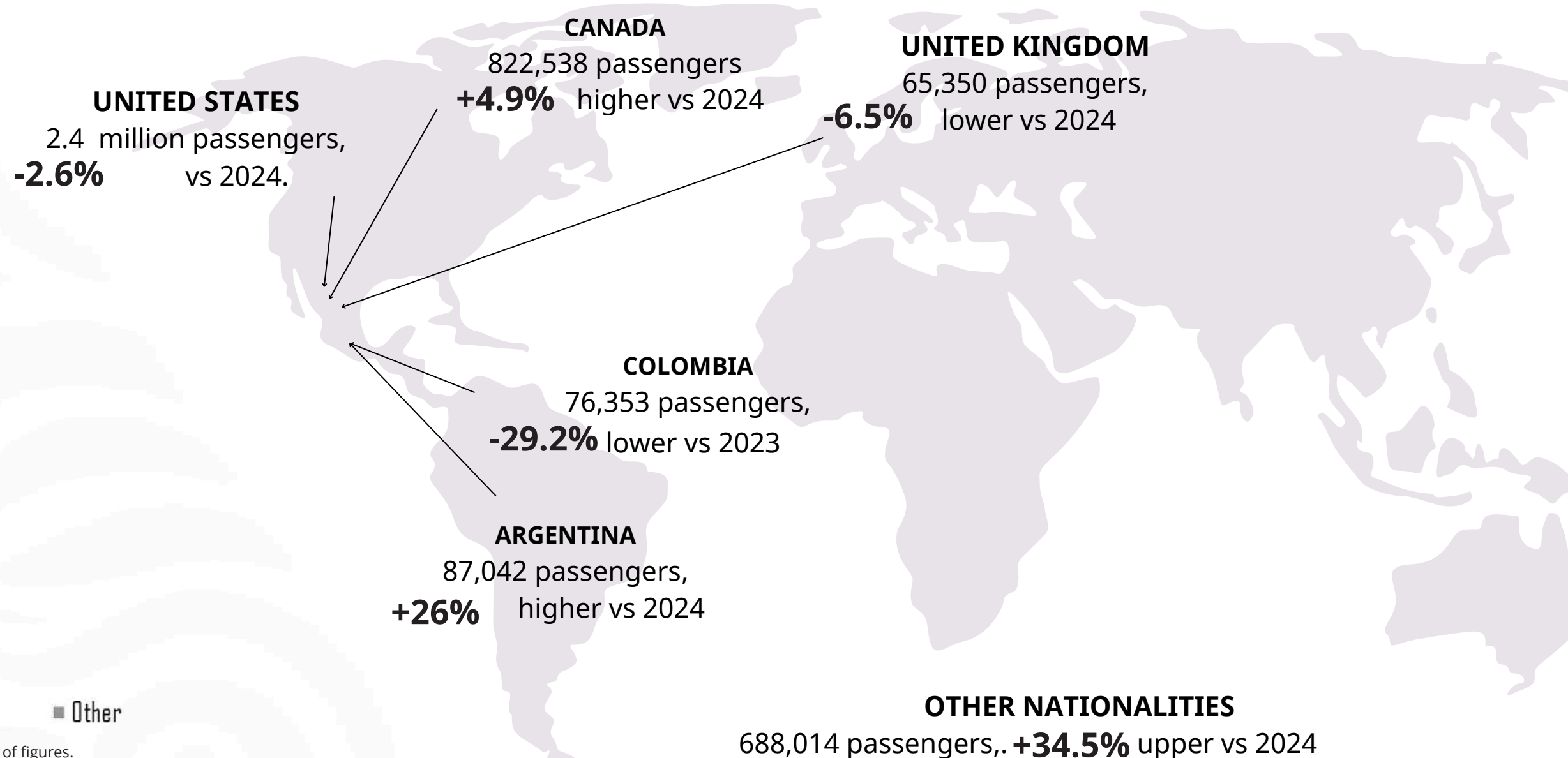
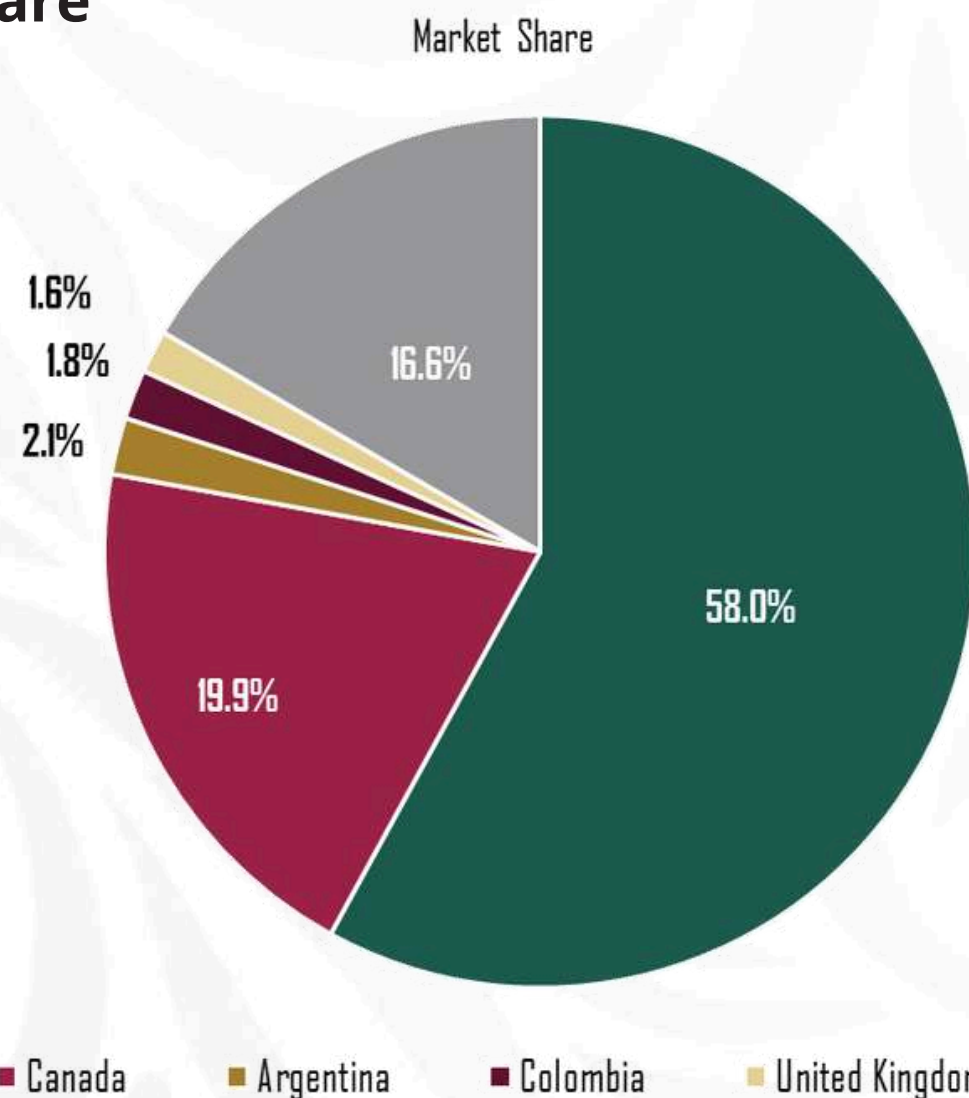
Cruises



NATIONALITIES OF PASSENGERS ARRIVING IN MEXICO

January-February 2025: **4.1 million** foreign passengers arrived by air, a **2.8%** increase compared to same period 2024.

Market Share

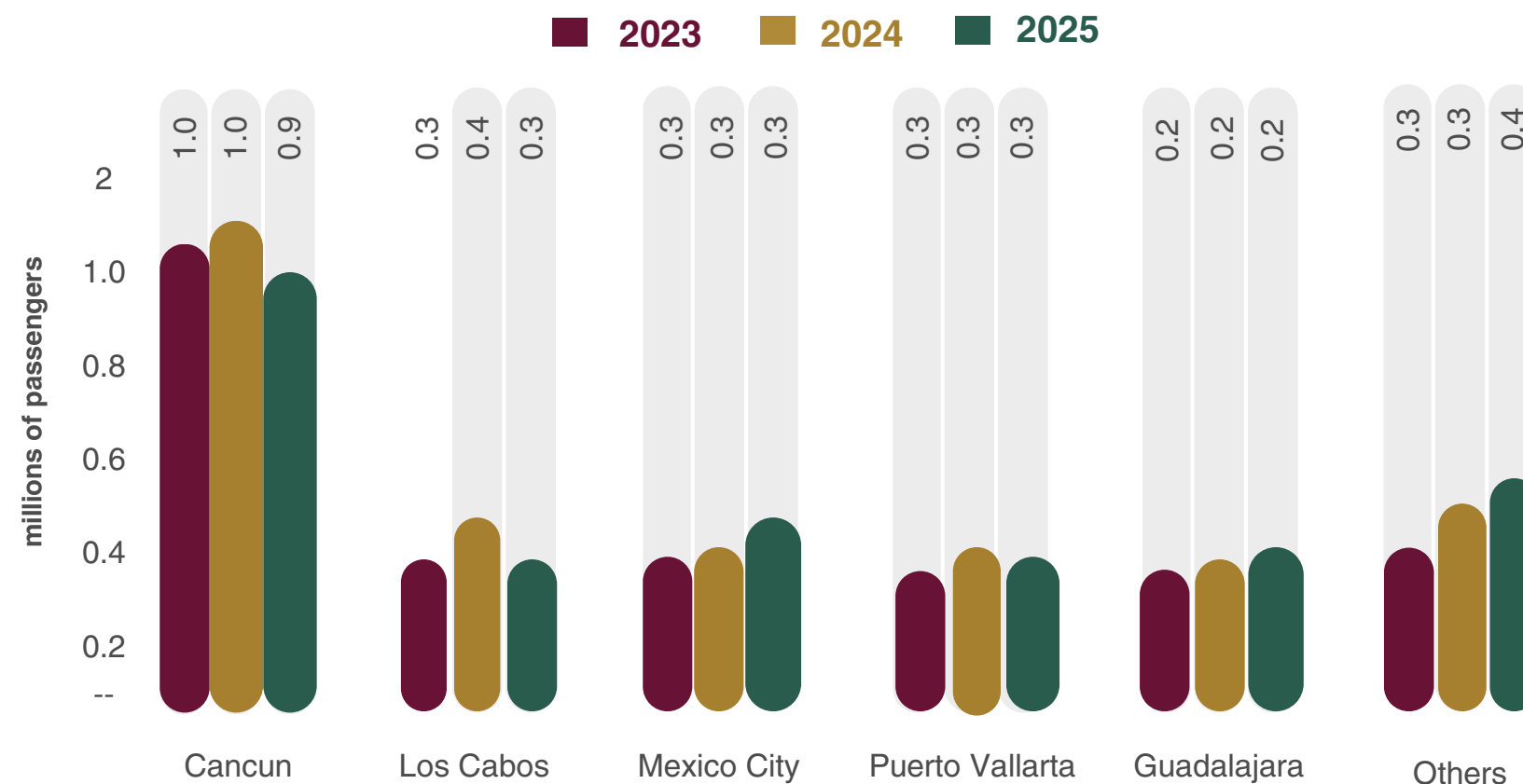


Note: In the graph, the sum of monthly data does not match the cumulative data for the period due to rounding of figures.
Source: Migration Policy, Registration and Identity of Persons Unit of the Ministry of the Interior.

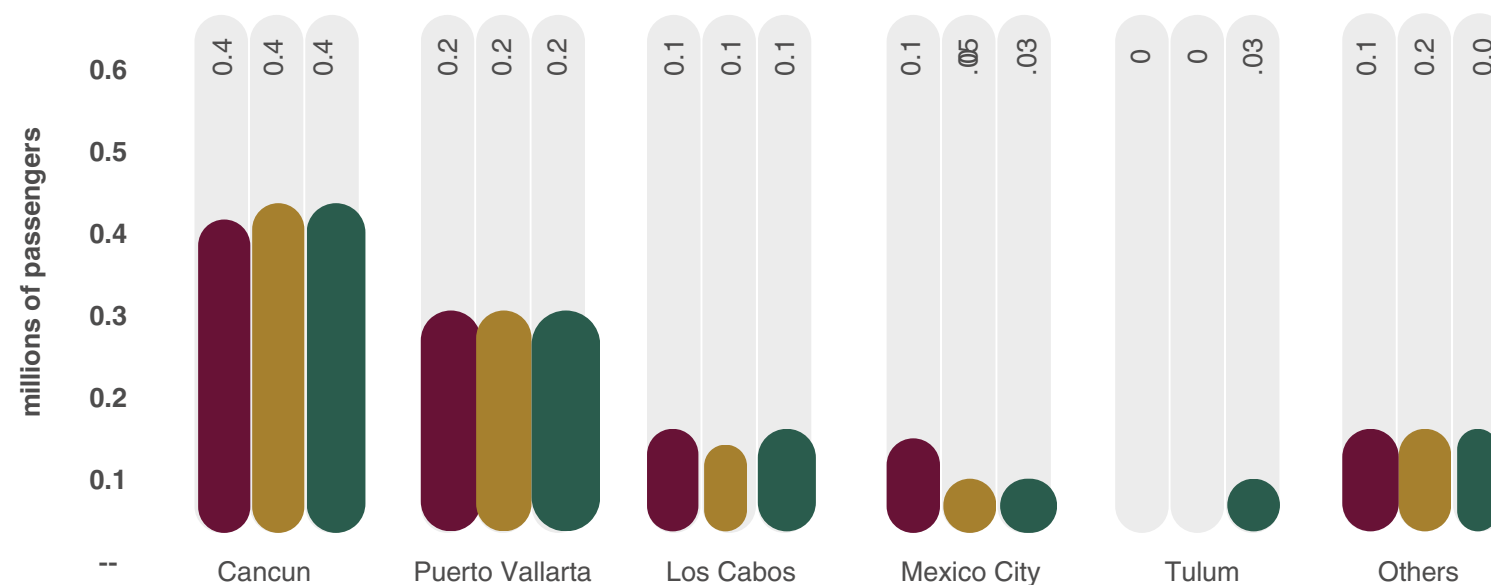
<http://www.datatur.sectur.gob.mx/SitePages/Visitantes%20por%20Nacionalidad.aspx>

AMERICAN PASSENGERS TO MEXICO

January-February 2025, **2.4 million** American passengers arrived by air, marking a **2.6%** increase compared to the same period in 2023. The majority arrived via the airports of Cancun and Los Cabos.



■ 2023 ■ 2024 ■ 2025



CANADIAN PASSENGERS TO MEXICO

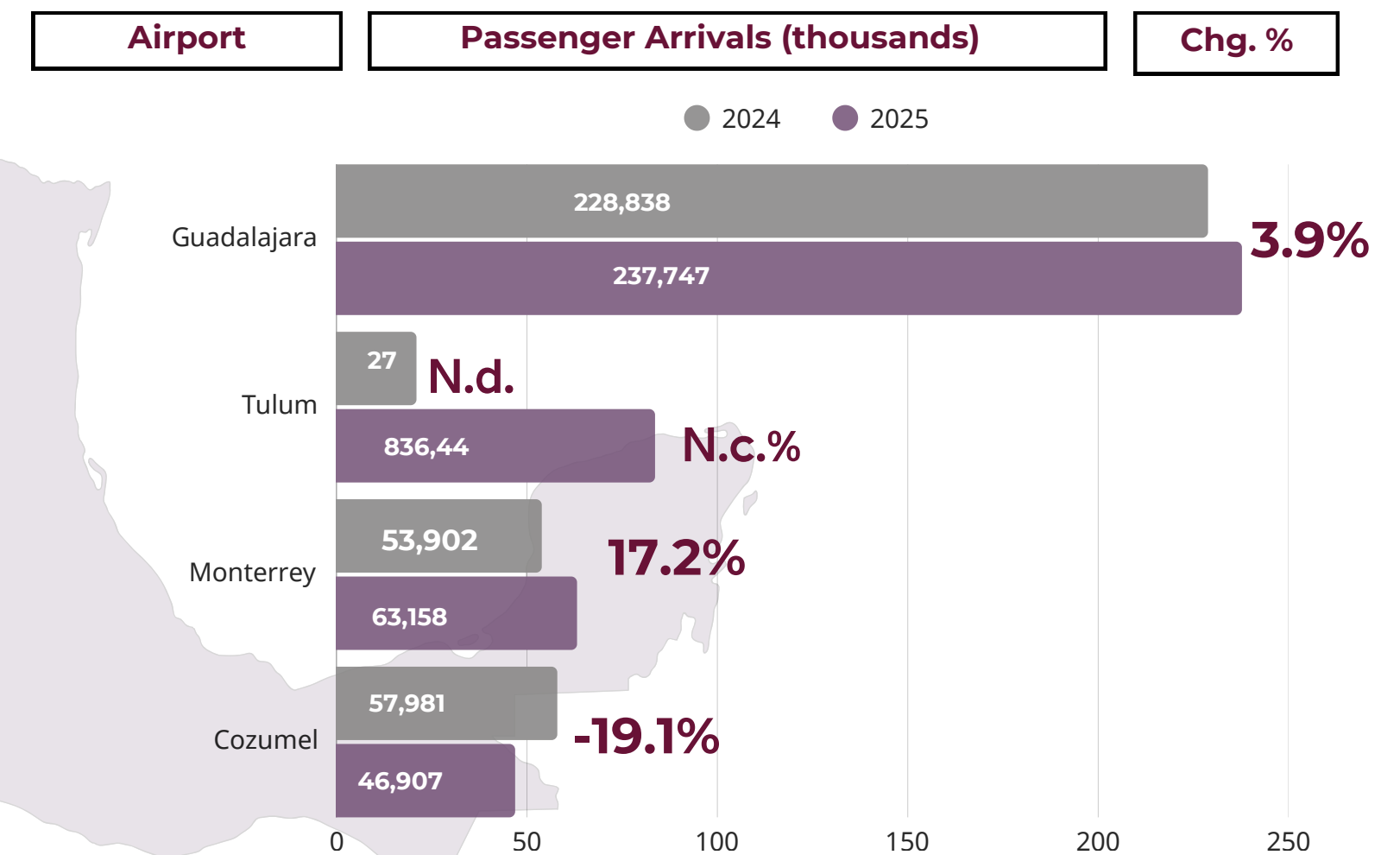
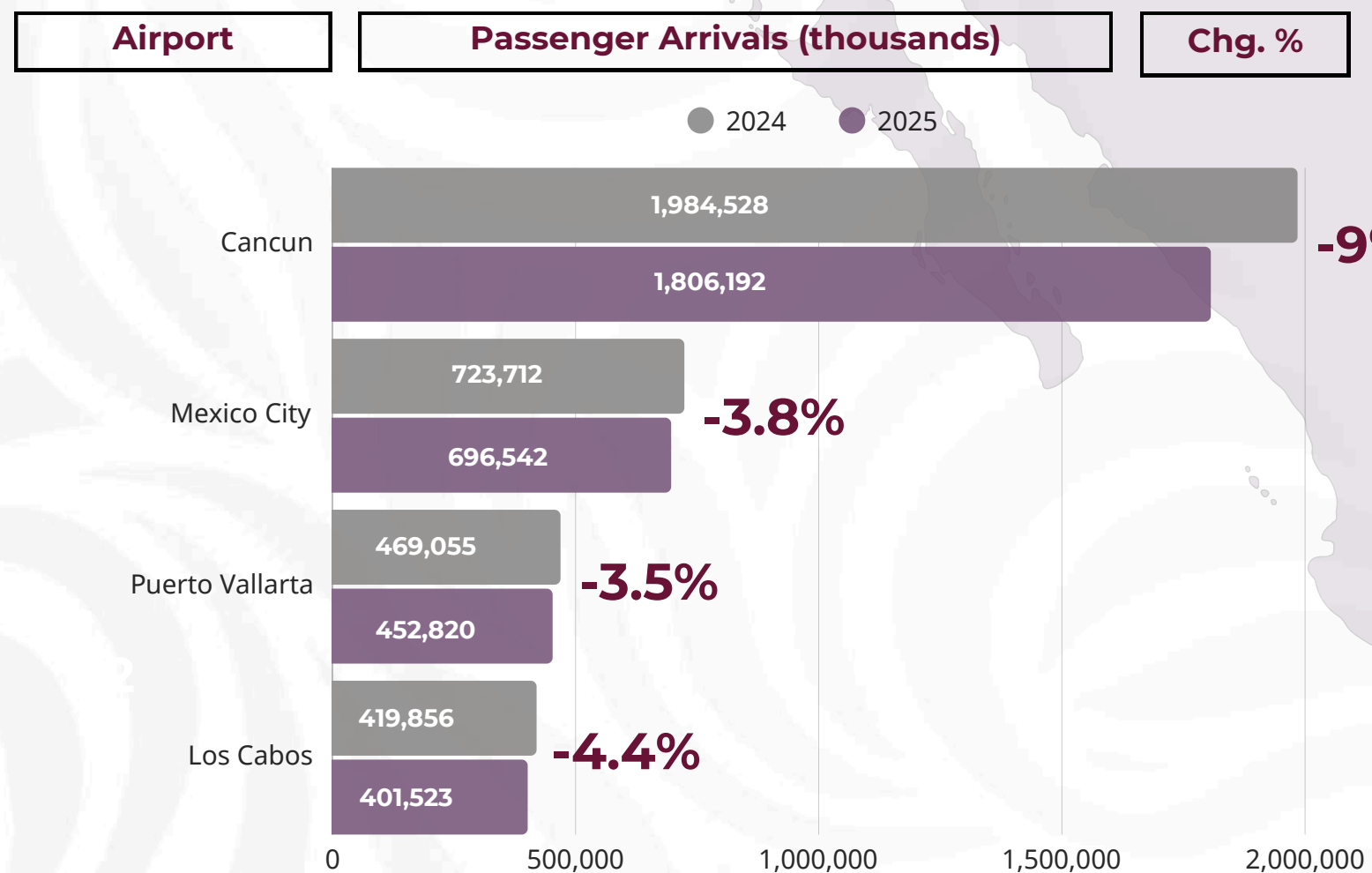
During the same period, **822,538** Canadian passengers arrived by air, representing an **4.9%** increase compared to the same period in 2024. The majority arrived at the airports of Cancun and Puerto Vallarta.

Source: Migration Policy, Registration and Identity of Persons Unit of the Ministry of the Interior.
<http://www.datatur.sectur.gob.mx/SitePages/Visitantes%20por%20Nacionalidad.aspx>



FOREIGN PASSENGERS TO MAIN AIRPORTS BY NATIONALITY

January-February 2025: the airports in Mexico with the highest number of foreign passengers were: **Cancun, Q.R.; Mexico City (AICM); Puerto Vallarta, Jalisco; Los Cabos, B.C.S.; Guadalajara, Jalisco; Tulum, Q.R.; Monterrey, N.L.; and Cozumel, Q.R.** Together, these airports accounted for **91.5%** of the total foreign passenger arrivals by nationality..



N. a. Not available
N. c. Not comparable

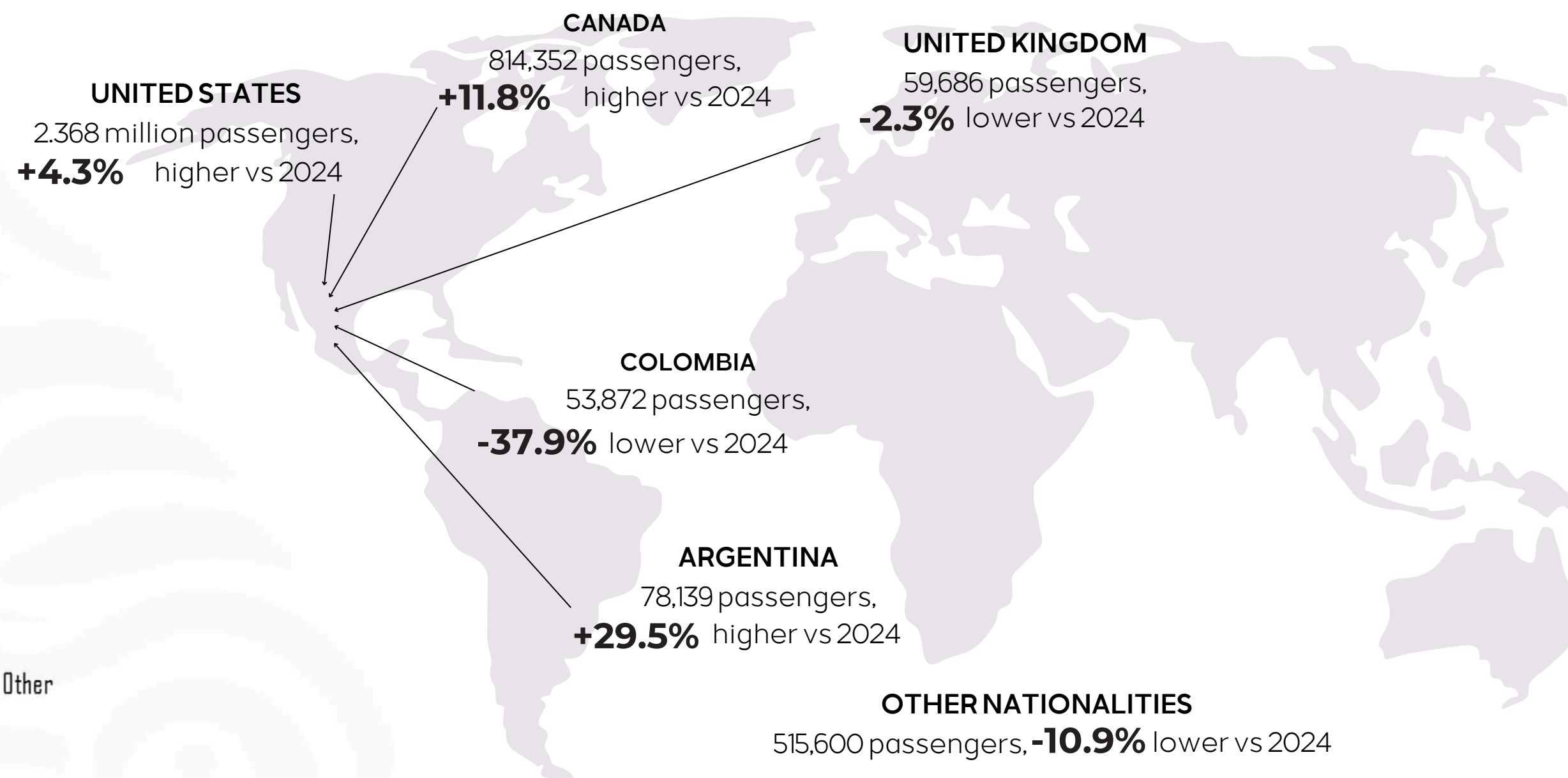
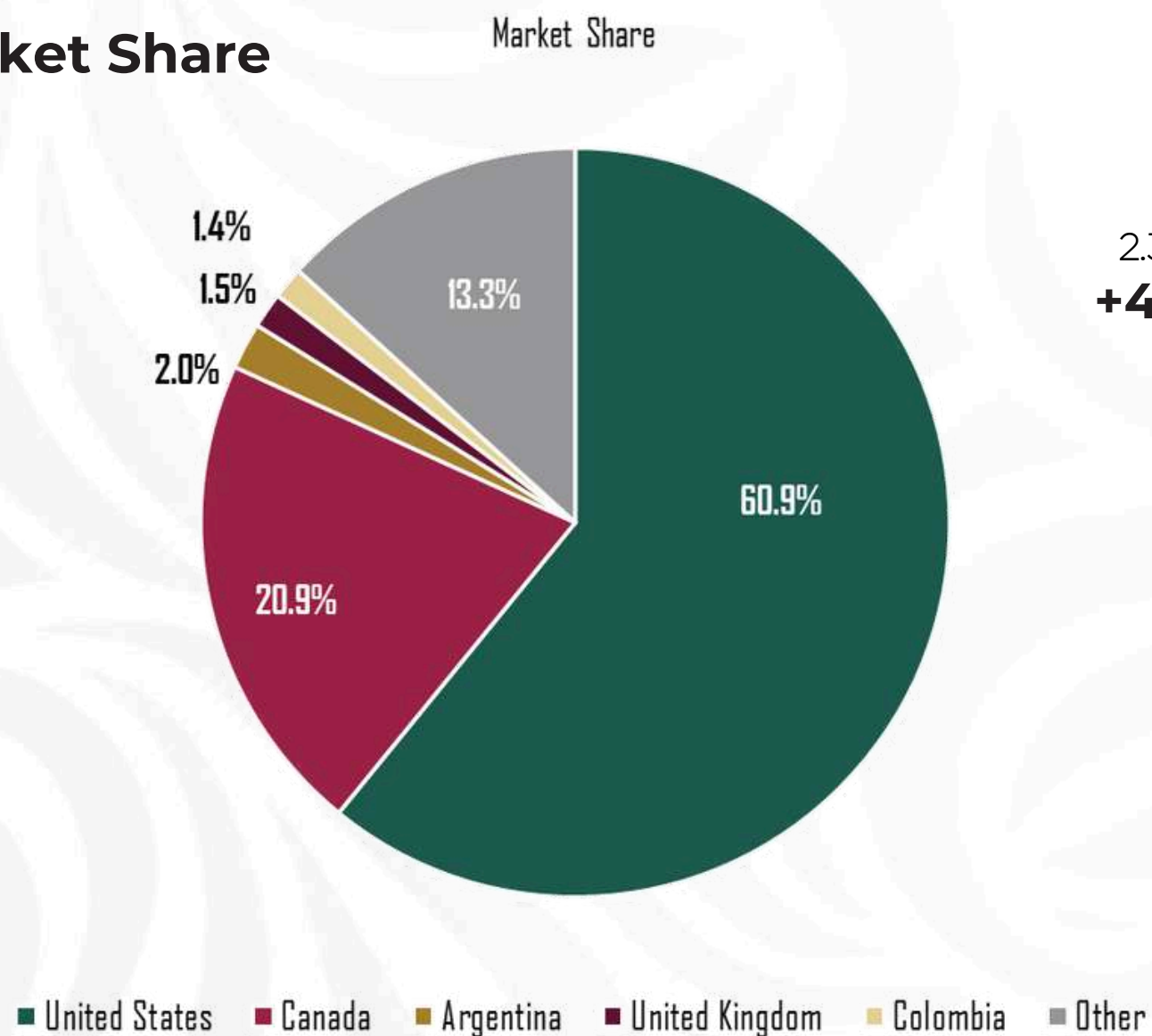
Note: Figures refer to events because the same person may have entered the country on more than one occasion.
Source: Migration Policy, Registration and Identity of Persons Unit of the Ministry of the Interior.

<http://www.datatur.sectur.gob.mx/SitePages/Visitantes%20por%20Nacionalidad.aspx>

PASSENGERS BY COUNTRY OF RESIDENCE TO MEXICO

January-February 2025: **3.9 million** international tourists arrived by air based on their country of residence, an increase of **2.7%** vs same period 2024.

Market Share

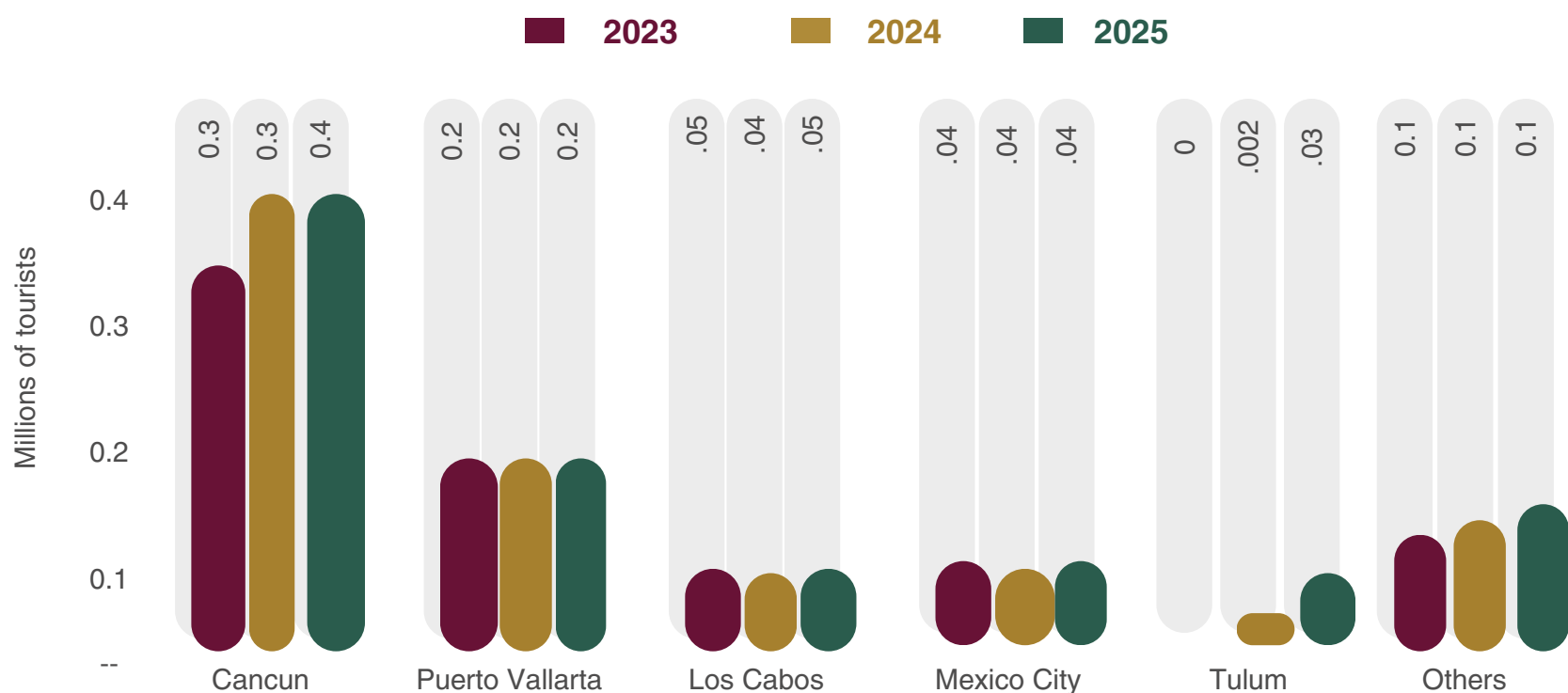
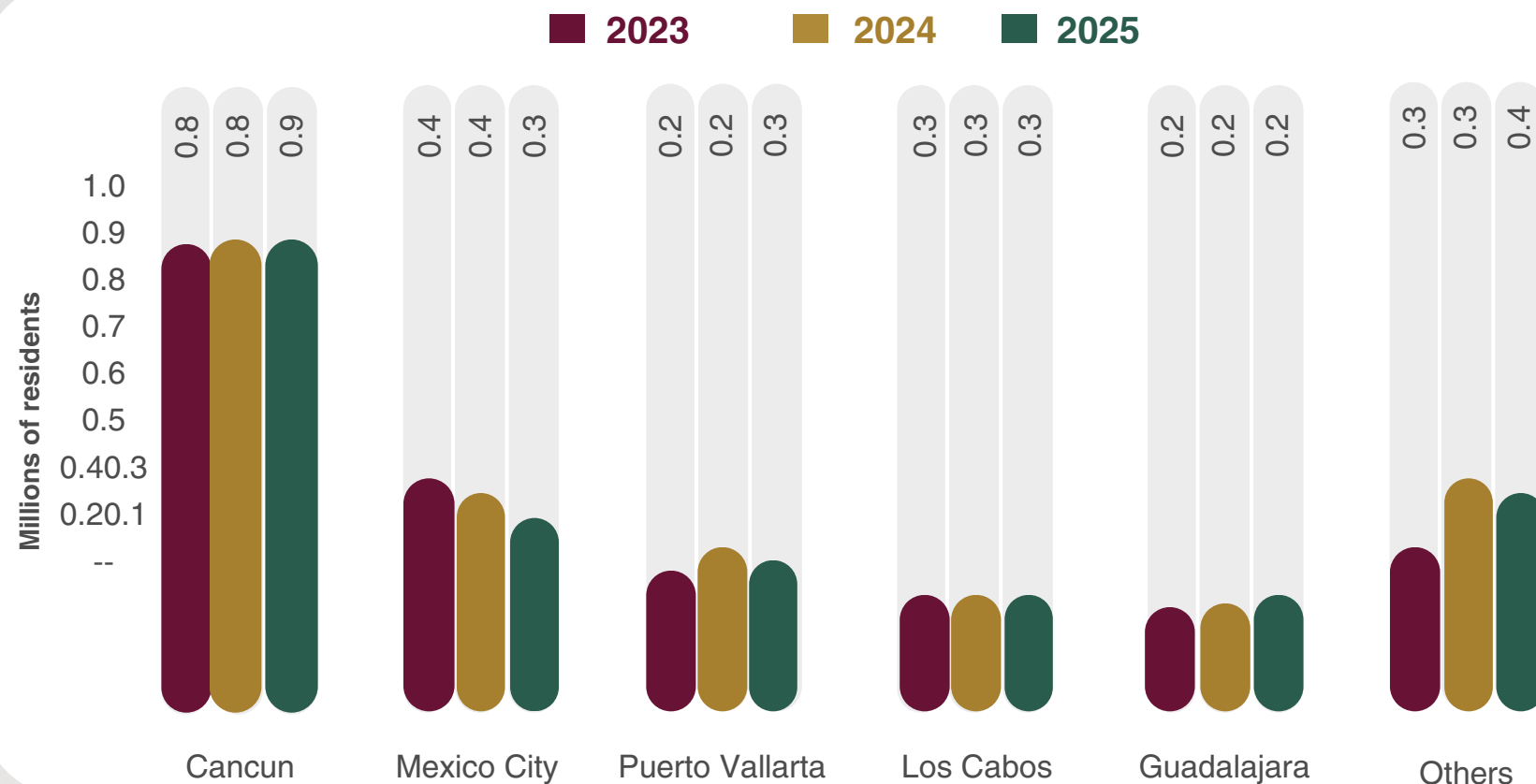


Source: Migration Policy, Registration and Identity of Persons Unit of the Ministry of the Interior.
<https://www.datatur.sectur.gob.mx/SitePages/Visitantes%20por%20Residencia.aspx>



US RESIDENTS TRAVELING TO MEXICO

January-February 2025, air arrivals of U.S. resident tourists increased by **4.3%** compared to January 2024, totaling **2.4 million** passengers. Most entered through the Cancún and Los Cabos airports.



CANADIAN RESIDENTS TRAVELING TO MEXICO

In the same period, **814,352** air passengers with Canadian citizenship were recorded, a **11.8%** increase compared to 2024. Most arrived through the airports of Cancún and Puerto Vallarta.



Fuente: Unidad de Política Migratoria, Registro e Identidad de Personas de la Secretaría de Gobernación.
<https://www.datatur.sectur.gob.mx/SitePages/Visitantes%20por%20Residencia.aspx>



PASSENGERS ON DOMESTIC AND INTERNATIONAL FLIGHTS

January-February 2025: **20.1 million** air passengers were recorded, an increase of **3.1%** vs same period 2024.



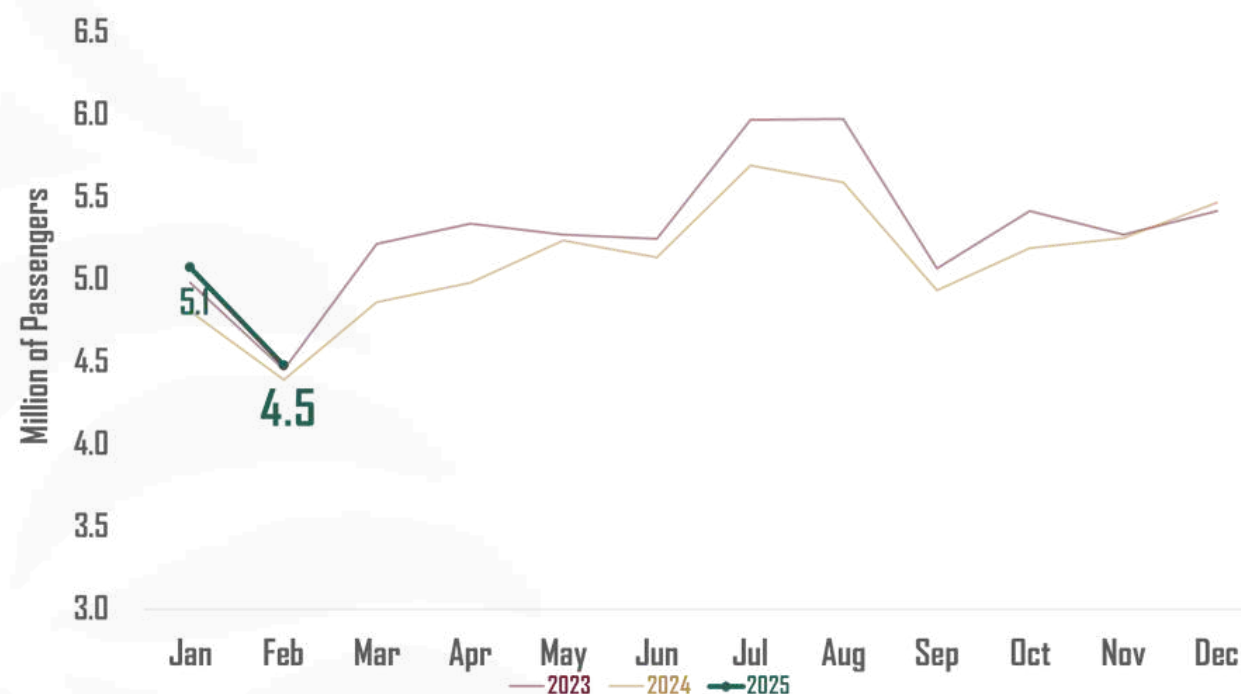
Preliminary figures for 2024.
Source: Federal Civil Aviation Agency (AFAC).

<http://www.datatur.sectur.gob.mx/SitePages/FlujoPorAerolinea.aspx>

PASSENGERS ON FLIGHTS

NATIONAL

January-February 2025: **9.6 million** passengers in domestic flights, an increase of **3.9%** vs same period 2024.



Preliminary figures for 2024.
Source: Federal Civil Aviation Agency (AFAC).

<http://www.datatur.sectur.gob.mx/SitePages/FlujoPorAerolinea.aspx>

INTERNATIONAL

January-February 2025: **10.5 million** passengers in international flightst, an increase oof **2.3%** vs same period 2024.





Turismo
Secretaría de Turismo



3

Accommodation



International
Tourism

Air
transport

Accommodation

Museums and
Archaeological Sites

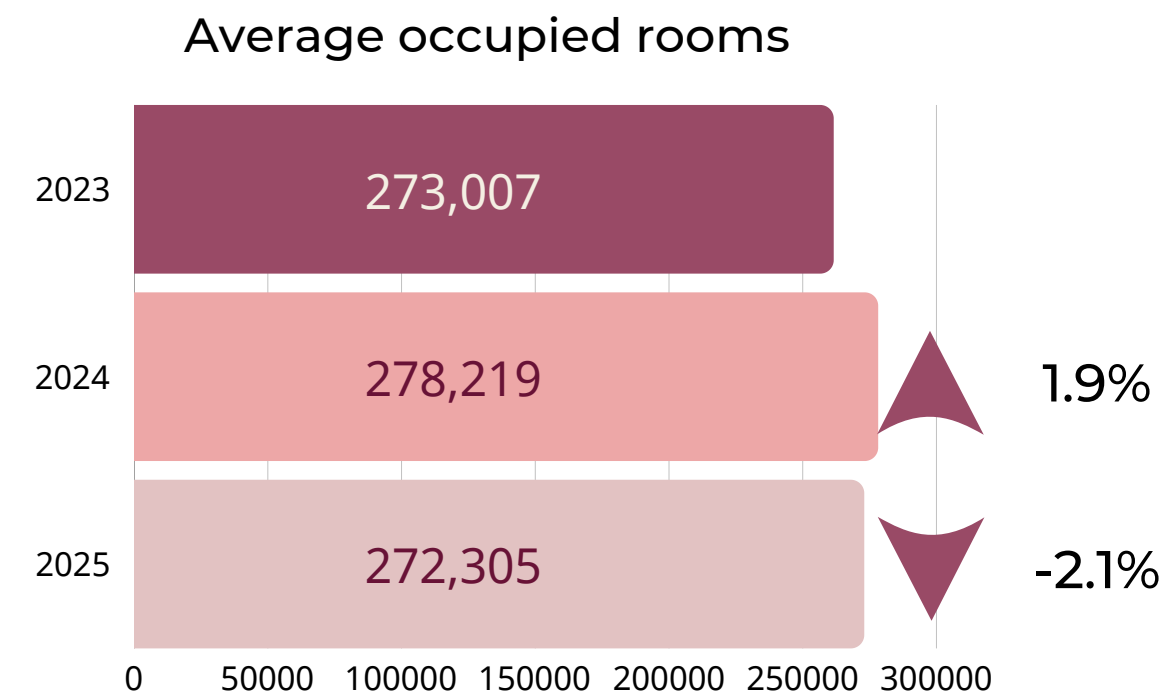
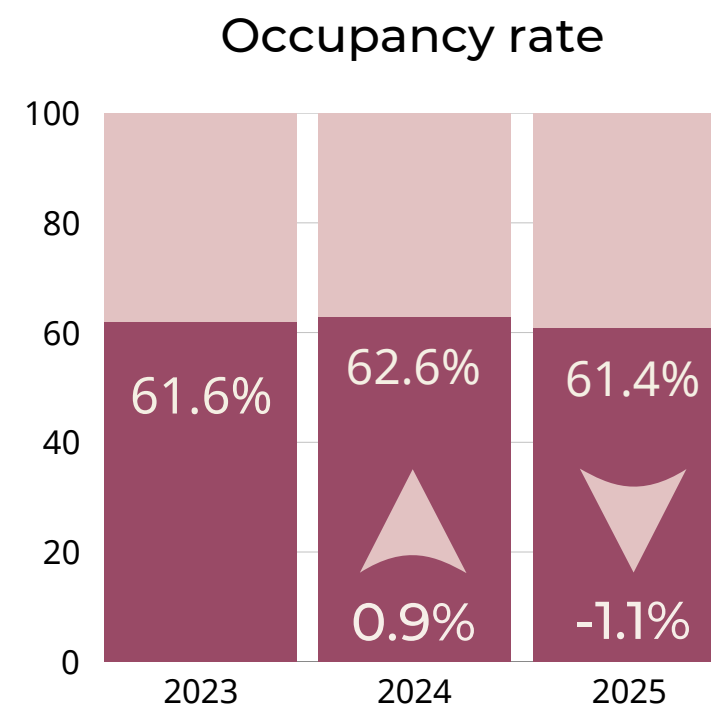
Economy

Cruises



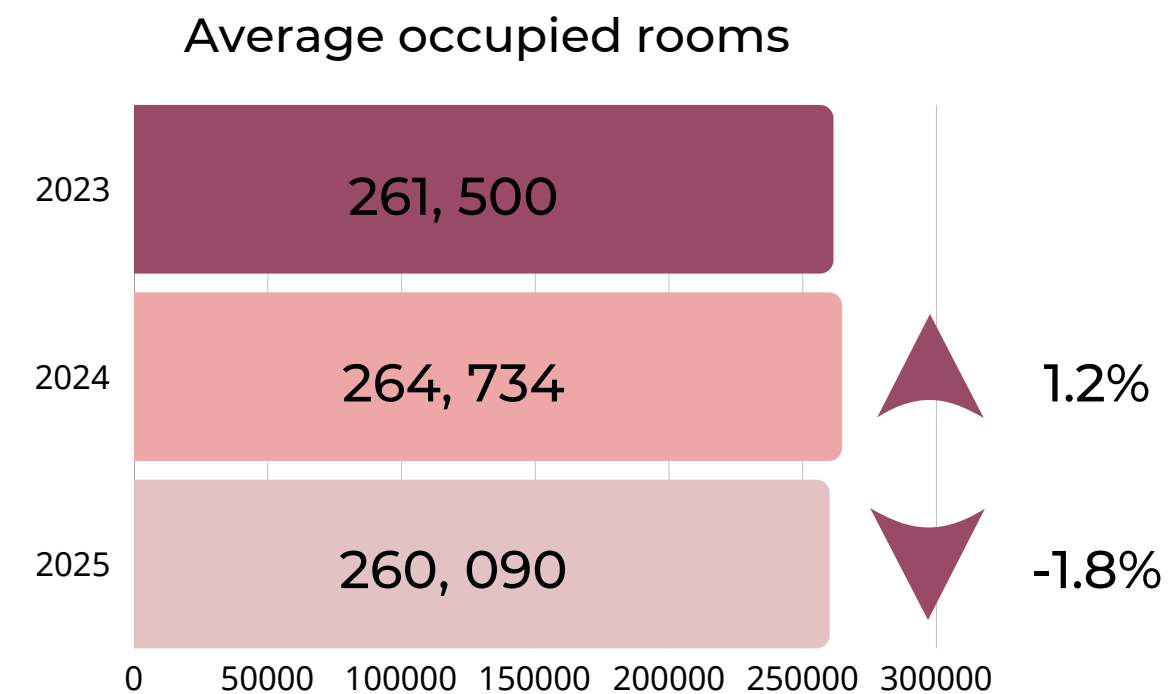
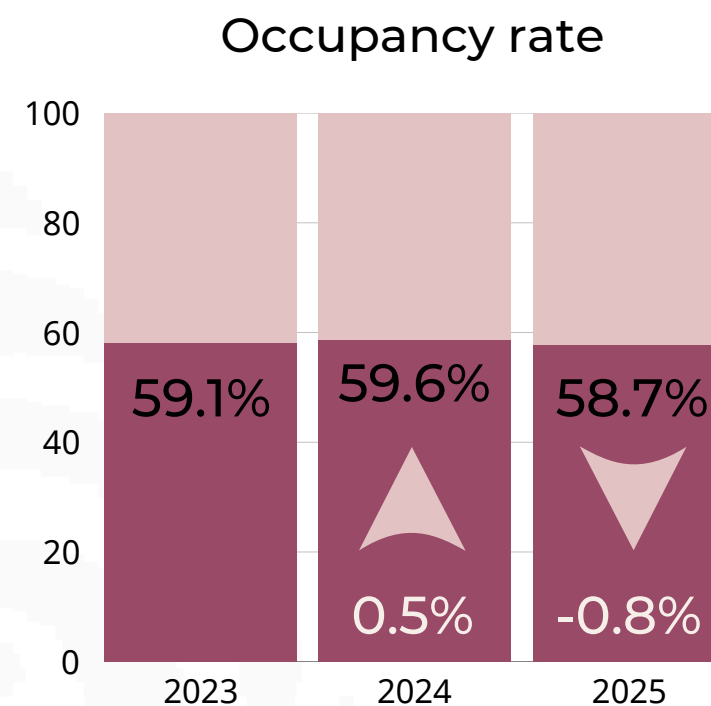
HOTEL OCCUPANCY RATE (FEBRUARY)

The hotel occupancy rate at 70 selected tourist centers was **61.4%** from February 2025, **1.1** percentage points lower than the same period in 2024.



HOTEL OCCUPANCY RATE (JANUARY - FEBRUARY)

January-February 2025, the hotel occupancy rate across 70 selected resorts was **58.7%**, down by **-0.8** percentage points compared to same period 2024.

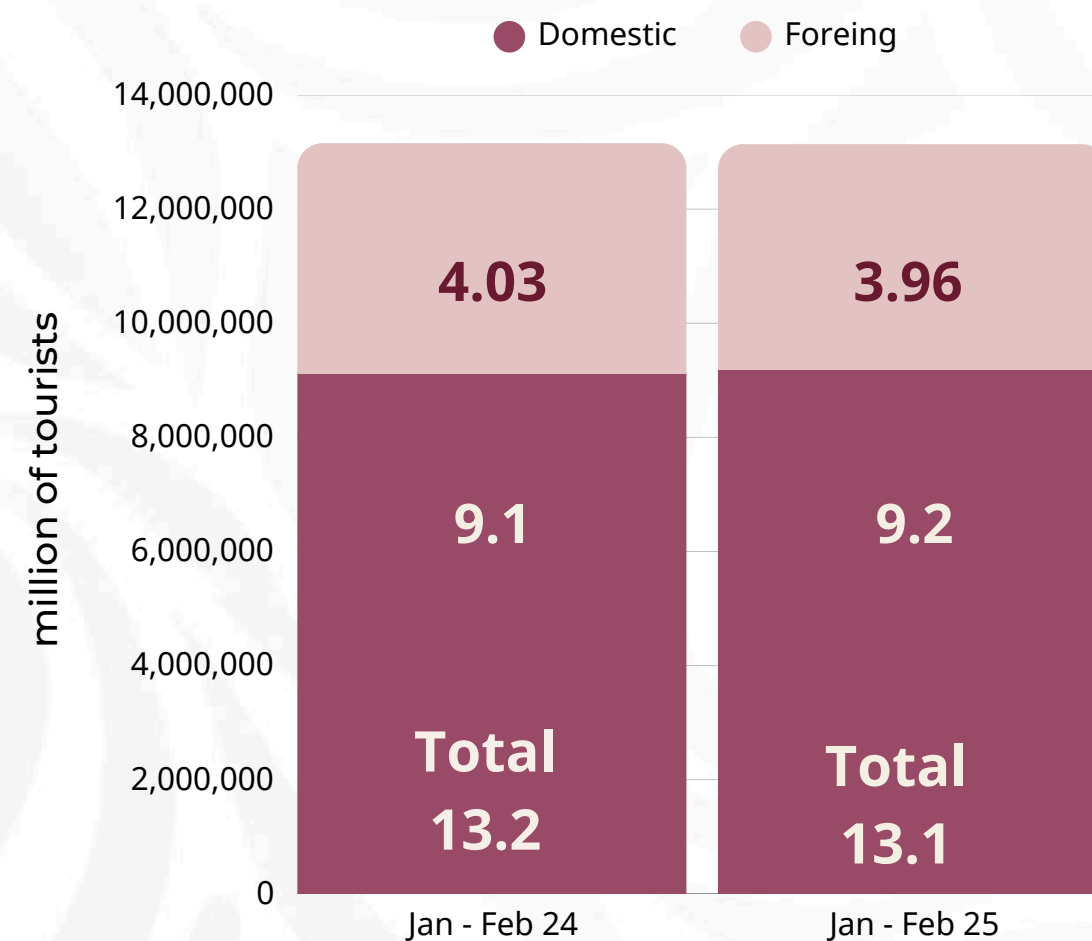


Note: The variation may not match exactly due to rounding. Occupancy variation in percentage points.

<http://www.datatur.sectur.gob.mx/SitePages/ActividadHotelera.aspx>

TOURIST ARRIVALS AT HOTEL ROOMS

January-February 2025: **9.2 million** domestic tourists (**69.9%** of the total) and **3.9 million** international tourists (**30.1%** of the total) stayed in hotel rooms.



Note: The variation may not match exactly due to rounding. Occupancy variation in percentage points.

<http://www.datatur.sectur.gob.mx/SitePages/ActividadHotelera.aspx>





OCCUPANCY PERCENTAGE BY TYPE OF CENTRE

January-February 2025: occupancy rates were **58.7%** for Beach Centers and **48.4%** for City Centers.



Note: The variation may not match exactly due to rounding. Occupancy variation in percentage points.
<http://www.datatur.sectur.gob.mx/SitePages/ActividadHotelera.aspx>

FEBRUARY			
Center Type	2024	2025	Percentage Difference 2025 vs 2024
Total	62.6%	61.4%	-1.1%
Beach Centers	73.0%	72.3%	-0.7%
Cites	53.6%	52.2%	-1.3%

CUMULATIVE JANUARY-FEBRUARY			
Center Type	2024	2025	Percentage Difference 2025 vs 2024
Total	59.6%	58.7%	-0.8%
Beach Centers	70.8	70.9%	0.2%
Cites	49.9%	48.4%	-1.5%



OCCUPANCY PERCENTAGE RANKING

FEBRUARY

TOURIST DESTINATION	2024	2025	PERCENTAGE CHANGE 2025 VS 2024	
Playacar, Quintana Roo	94.9%	92.5%	-2.4%	
Puerto Vallarta, Jalisco	85.6%	86.4%		0.8%
Akumal, Quintana Roo	87.4%	86.2%	-1.2%	
Cabo San Lucas Baja California Sur	85.3%	84.1%	-1.1%	
Playa del Carmen, Quintana Roo	83.1%	83.4%		0.3%
Zona Corredor Los Cabos, Baja California Sur	73.1%	81.0%		
Cancún, Quintana Roo	82.8%	80.0%	-2.8%	7.9%
Bahías De Huatulco, Oaxaca.	77.8%	77.2%	-0.6%	
San José Del Cabo Baja California Sur	78.8%	77.0%	-1.8%	
Isla Mujeres, Q. Roo	68.3	70.9%		2.7%

CUMULATIVE JANUARY - FEBRUARY

TOURIST DESTINATION	2023	2024	PERCENTAGE CHANGE 2024 VS 2023	
Playacar, Quintana Roo	93.4%	91.7%	-1.7%	
Puerto Vallarta, Jalisco	82.3%	84.6%		2.3%
Cabo San Lucas Baja California Sur	81.7%	81.9%	-0.2%	0.3%
Playa del Carmen, Quintana Roo	81.1%	80.9%		
Cancún, Quintana Roo	81.7%	78.4%	-0.6%	
Zona Corredor Los Cabos, Baja California Sur	69.8%	77.8%	-3.7%	8.0%
Akumal, Quintana Roo	83.8%	77.7%		1.0%
Bahías De Huatulco, Oaxaca.	76.4%	77.4%		8.0%
San José Del Cabo Baja California Sur	77.7%	72.4%	-10.9%	
Isla Mujeres, Q. Roo	64.1%	67.6%		2.7%

Note: The variation may not match exactly due to rounding. Occupancy variation in percentage points.
<http://www.datatur.sectur.gob.mx/SitePages/ActividadHotelera.aspx>



Turismo
Secretaría de Turismo



4

Museums and Archaeological Sites



International
Tourism


Air
transport

Accommodation

Museums and
Archaeological Sites

Economy

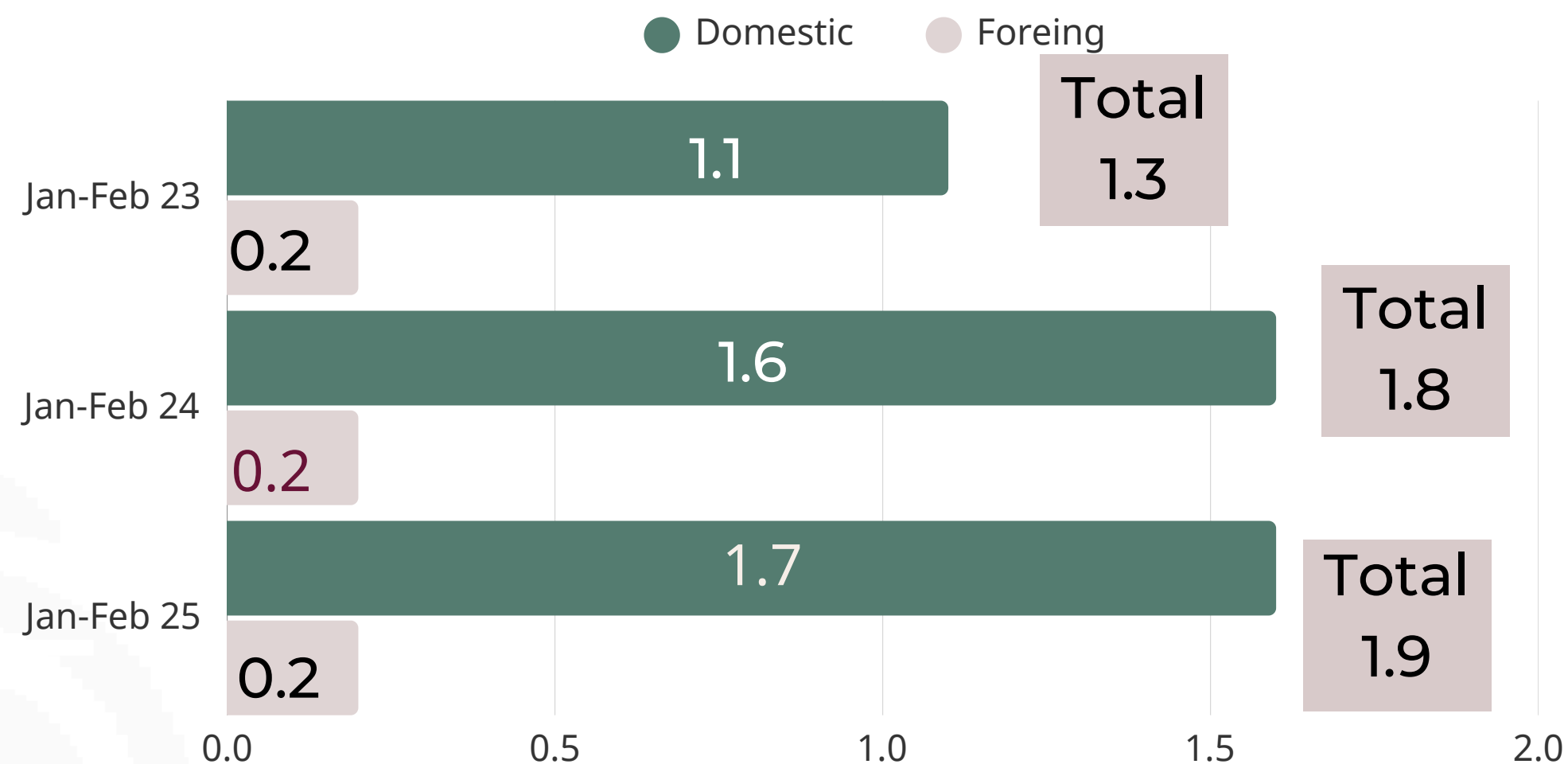
Cruises





VISITORS TO MUSEUMS

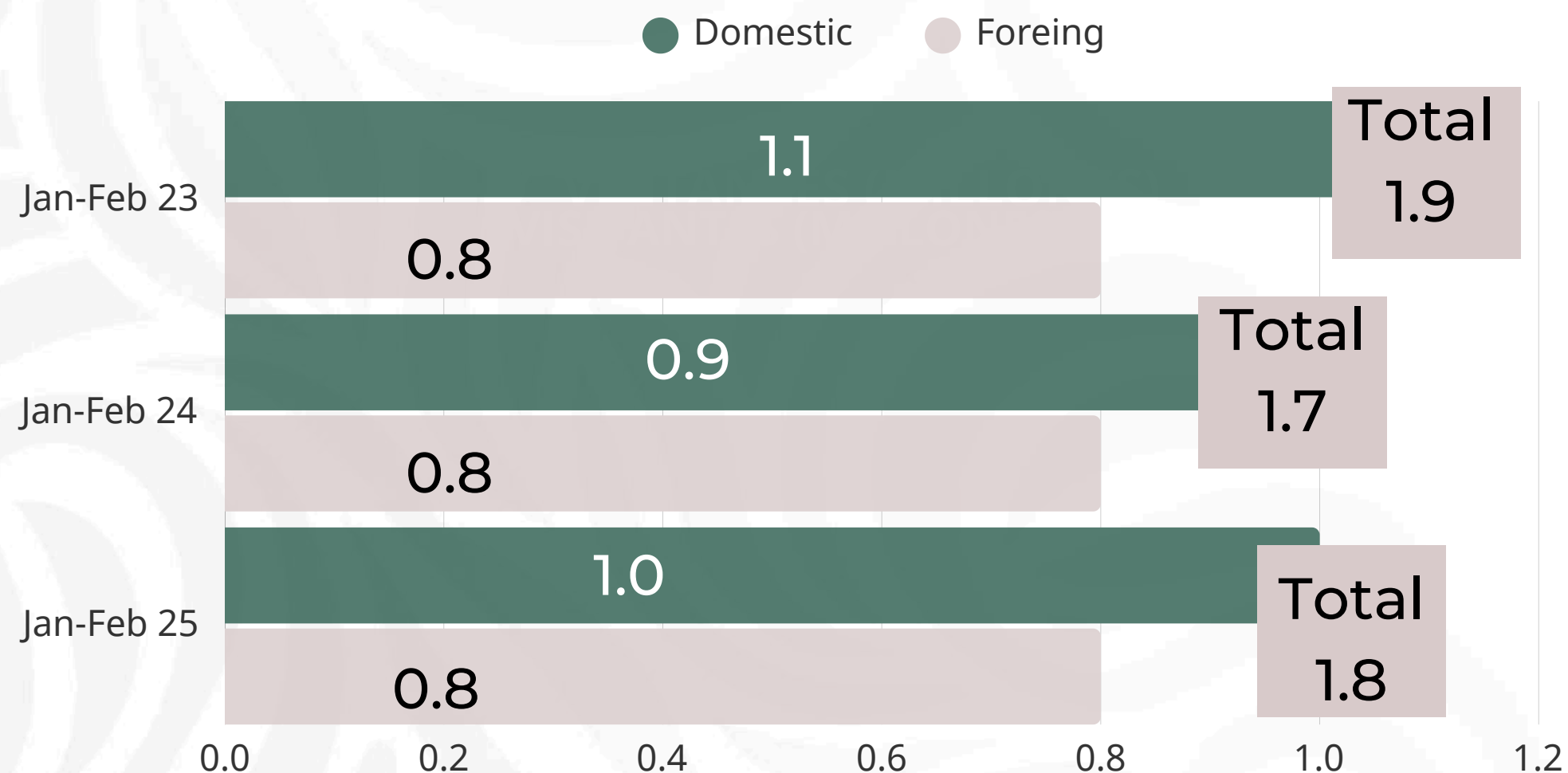
January-February 2025: **1.9 million** visitors attended museums, marking an **6.9%** increase compared to same period 2024. Of the total, **86.8%** were domestic visitors and **13.2%** were international.



Source: National Institute of Anthropology and History (INAH).
<http://www.datatur.sectur.gob.mx/SitePages/ActividadesCulturales.aspx>

VISITORS TO ARCHAEOLOGICAL SITES

January 2025: archaeological sites received **974,384** visitors, representing a **5.1%** increase compared to 2024. Of the total, **57.1%** were domestic visitors and **42.9%** were international.



Source: National Institute of Anthropology and History (INAH).
<http://www.datatur.sectur.gob.mx/SitePages/ActividadesCulturales.aspx>





Turismo
Secretaría de Turismo



5

Economy



International
Tourism

Air
transport

Accommodation

Museums and
Archaeological Sites

Economy

Cruises



NATIONAL TOURIST PRICE INDEX (INPT) FEBRARY 2024

The National Tourist Price Index is an economic indicator that monitors the fluctuation of prices in representative tourist services in Mexico. It helps travelers, businesses and policy makers understand price trends in the tourism industry and their impact on the national economy.

The INPT consists of six key components selected for their economic importance and representativeness in tourism consumption, which recorded the following annual inflation:



**Foreign
Bus**



**Air
Transportation**



**Package Tour
Services**



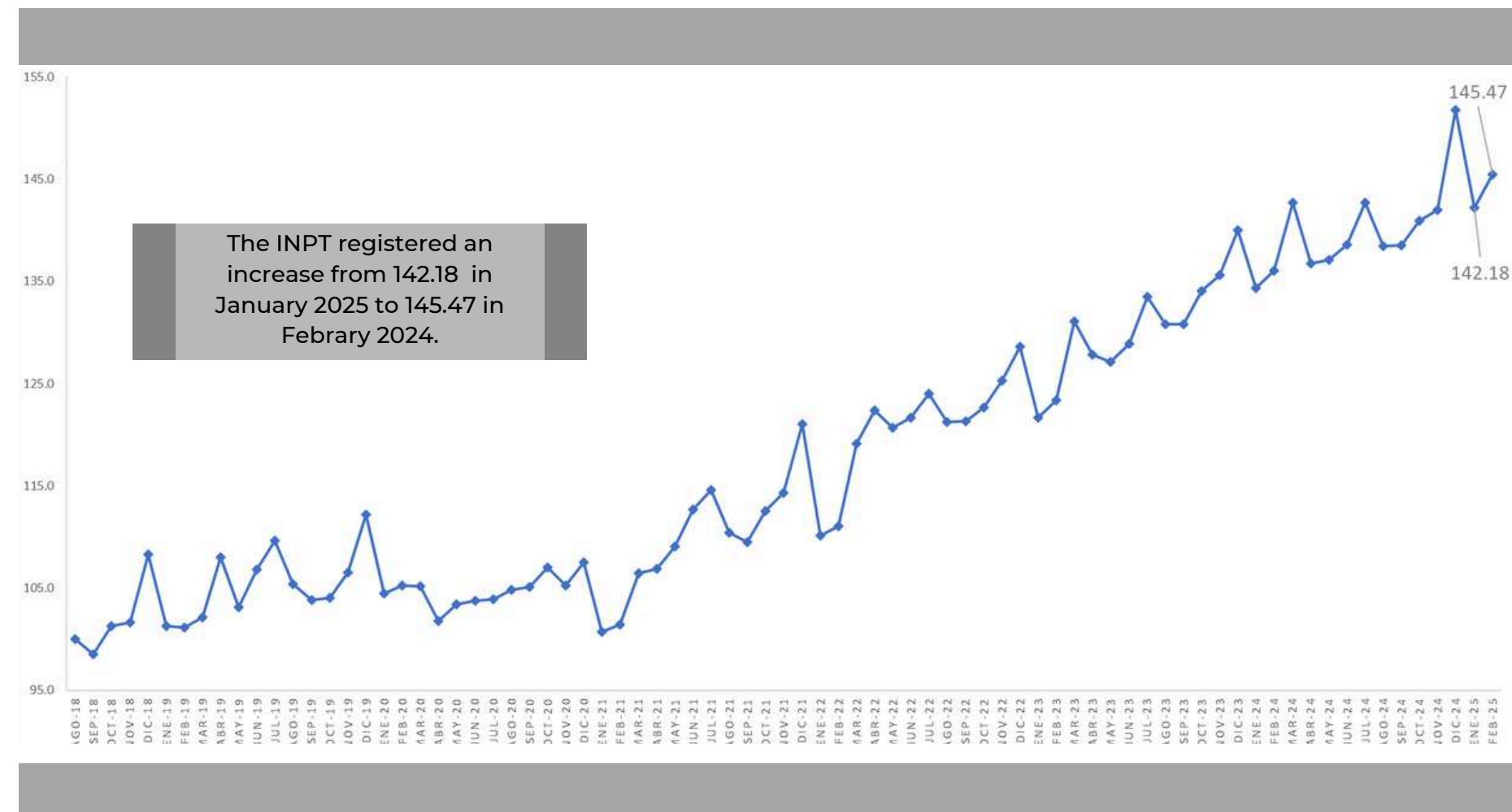
**Restaurants,
Bars and the like**



Hotels



**Highway
Tolls**





GROSS DOMESTIC PRODUCT OF TOURISM

Based on the Quarterly Indicators of Tourism Activity, the tourism GDP in the third quarter of 2024 decreased **0.4%** in real terms compared to what was recorded in the second quarter of 2024.

By components of tourism GDP, in the third quarter of 2024, Goods showed a decrease in **1.7%**, while Services decreased by **0.1%** compared to what was recorded in the second quarter of 2024.

TOURISM BALANCE OF PAYMENTS

In January-February 2025, the balance of payments from international visitors reached **4.678 billion dollars**, **4.8%** below the level recorded in 2024, and **61.6%** above 2019 same period.



6

Cruises

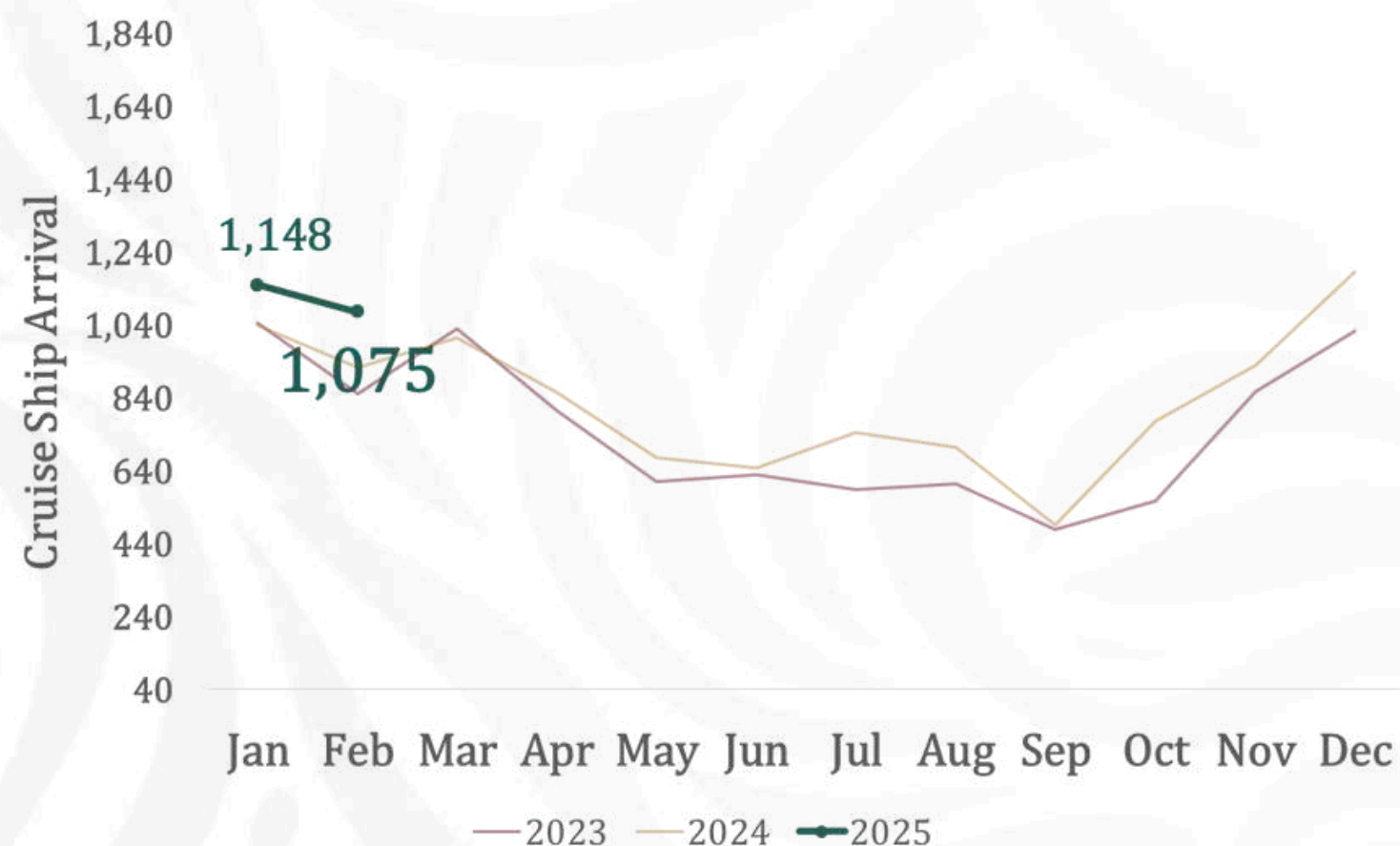


CRUISE PASSENGERS ARRIVALS

January-February 2025: 2.223 million cruise passengers arrived, an increase of 13.2% vs same period 2024.

CRUISE SHIPS ARRIVALS

January-February 2025: 710 cruise ships arrived, an increase of 10.6% vs same period 2024.



Source: INEGI and General Directorate of Ports; Secretariat of the Navy. (The figures prior to May 2020 correspond to the SCT, according to the presidential decree issued on December 7, 2020 in the Official Gazette of the Federation and Press Release No. 006/2024 of the General Coordination of Ports and Merchant Marine of June 7, 2024).

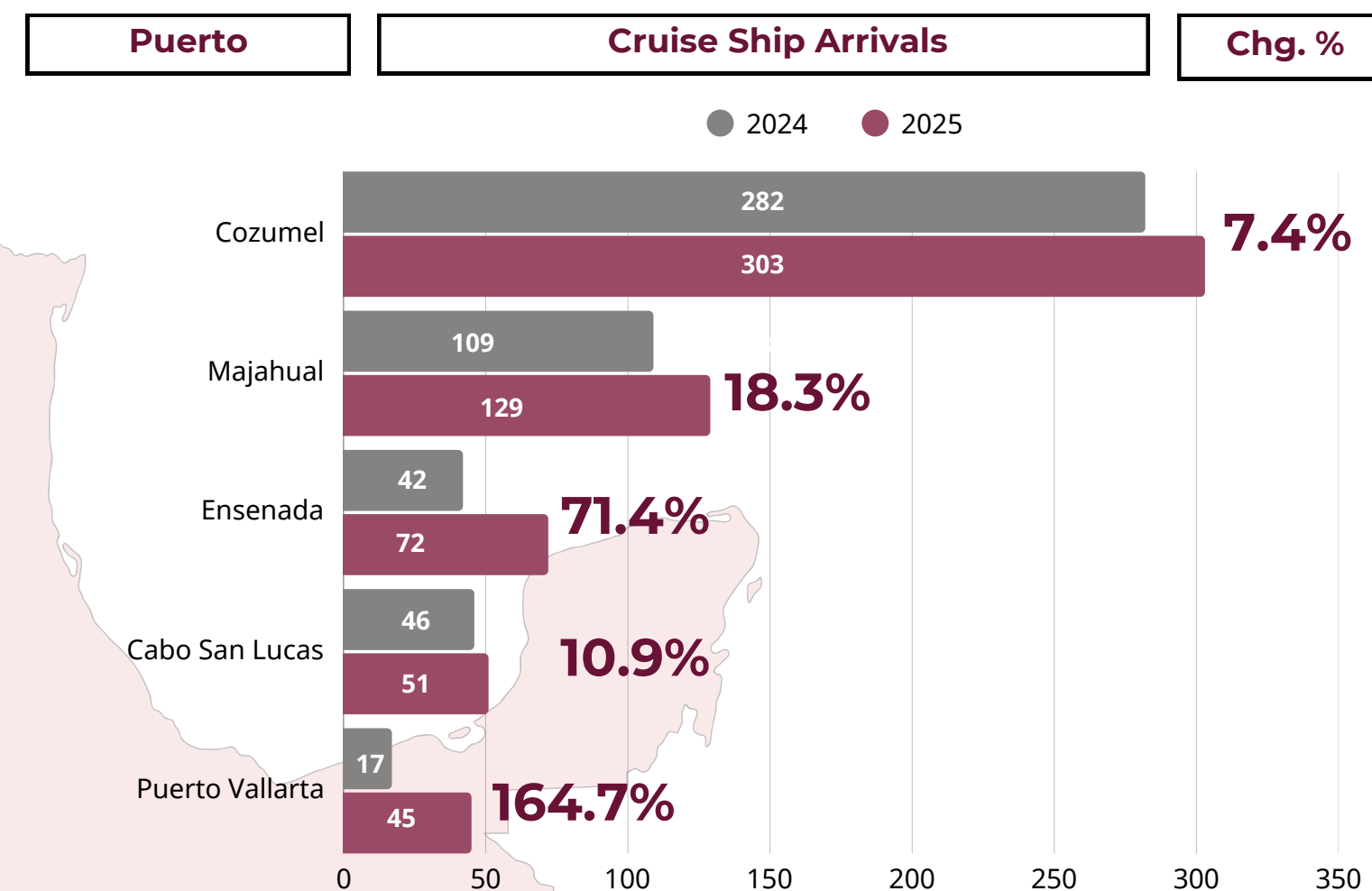
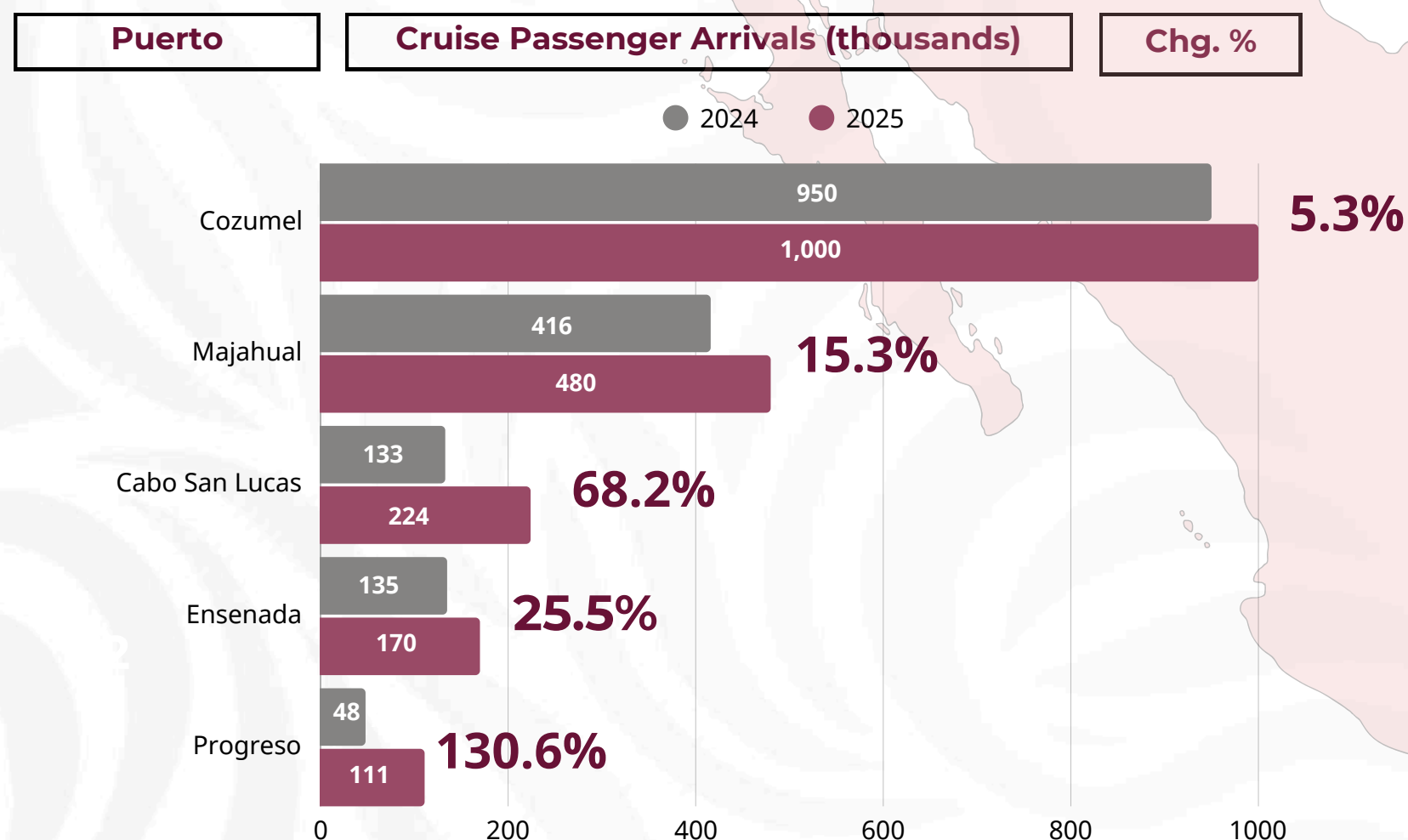
<https://datatur.sectur.gob.mx/SitePages/VisitantesInternacionales.aspx>

<https://www.datatur.sectur.gob.mx/SitePages/Actividades%20En%20Crucero.aspx>



ARRIVALS OF CRUISE PASSENGERS AND CRUISE SHIPS TO MAIN PORTS OF MEXICO

January-February 2025: the Mexican ports that received the highest number of cruise excursionists were **Cozumel y Majahual, Quintana Roo; Cabo San Lucas, Baja California Sur; Ensenada, Baja California and Progreso in Yucatán**. Together, these ports concentrated **89.3%** of the total cruise passenger traffic nationwide.



Note: The figures refer to events because the same person may have entered the country on more than one occasion.
Source: Directorate of Ports, General Coordination of Ports and Merchant Marine of the Secretariat of the Navy (Figures prior to May 2020, corresponding to the SCT, according to the presidential decree issued on December 7, 2020 in the Official Gazette of the Federation and Press Release No. 006/2023 of the General Coordination of Ports and Merchant Marine of June 7, 2021).

<http://www.datatur.sectur.gob.mx/SitePages/Actividades%20En%20Crucero.aspx>

TOURISM

key indicators

January-February 2025



TURISMO
SECRETARÍA DE TURISMO

